

Budget Consultation 2022/23



Brentwood 2025

Where everyone matters

www.brentwood.gov.uk



1. About the respondents

- 255 responses
 - 246 responses were from residents
 - 5 with a business in the borough
 - 2 work in the borough
 - 1 interested in borough
- Estimate of 73,600 people live in the borough
- Means only 0.34% of residents responded



Brentwood 2025

Where everyone matters

www.brentwood.gov.uk



BRENTWOOD
BOROUGH COUNCIL

1. About the respondents

Ranking of Ward Reponses

Ward	Number of Surveys	% of surveys
Warley	43	16.86%
Brentwood South	23	9.02%
Hutton North	20	7.84%
Brizes and Doddinghurst	19	7.45%
Pilgrims Hatch	19	7.45%
Hutton East	18	7.06%
Shenfield	17	6.67%
Ingatestone Fryerning and Mountnessing	17	6.67%
Brentwood North	16	6.27%
Brentwood West	14	5.49%
Hutton South	13	5.10%
Not applicable	13	5.10%
Hutton Central	9	3.53%
Herongate and Ingrave and West Horndon	6	2.35%
South Weald	4	1.57%
Tipps Cross	4	1.57%
Grand Total	255	100%



Brentwood 2025

Where everyone matters

www.brentwood.gov.uk



2. Spending on Services – How satisfied?

- Scores out of 10
- Service with best rating: Household Waste Collection with 8.14/10
- Overall average was 6.07/10
- Service with worst rating: Planning Enforcement 5.03/10



Brentwood 2025

Where everyone matters

www.brentwood.gov.uk



BRENTWOOD
BOROUGH COUNCIL

3. Spending on Services – More or Less

- Respondents were given the current spend per band D household
- Then asked whether they would spend less, more or the same

Household Weekly Waste Collection (non-recyclable) *
Current spend is £25.24 per Band D household.

Spend less

Spend the same

Spend more

- 15 services with 255 respondents. Meaning we had a total of 3825 responses.
 - Spend the same: 2256 (59%)
 - Spend more: 820 (21%)
 - Spend less: 749 (20%)
- For 14 out of 15 Services, the majority response was to spend the same
- Only for Community safety & enforcement was the majority response to spend more.



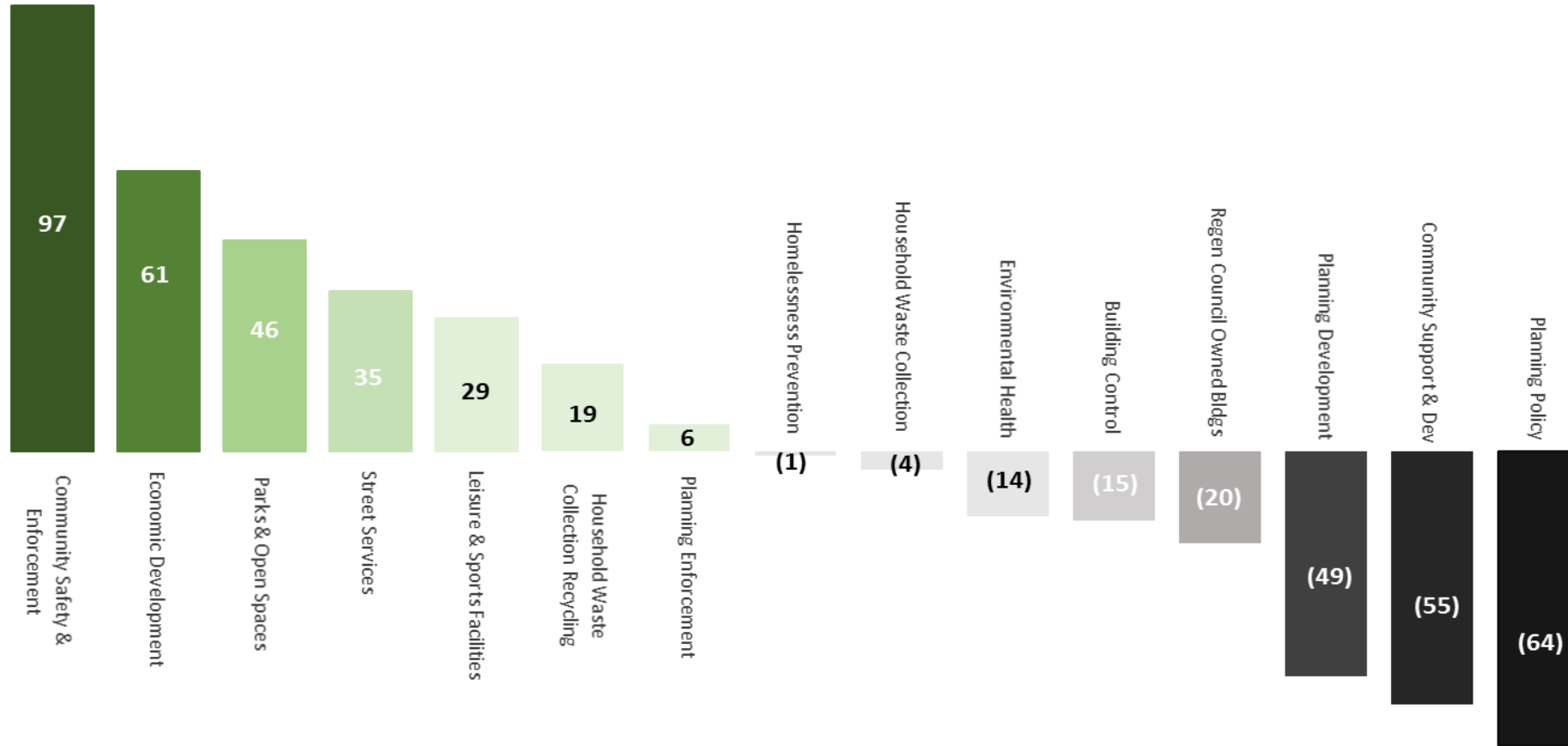
Brentwood 2025

Where everyone matters

www.brentwood.gov.uk



3. Spending on Services – More or Less



Brentwood 2025

Where everyone matters

www.brentwood.gov.uk



3. Spend more on ranked



Brentwood 2025

Where everyone matters

www.brentwood.gov.uk



3. Spend less on ranked



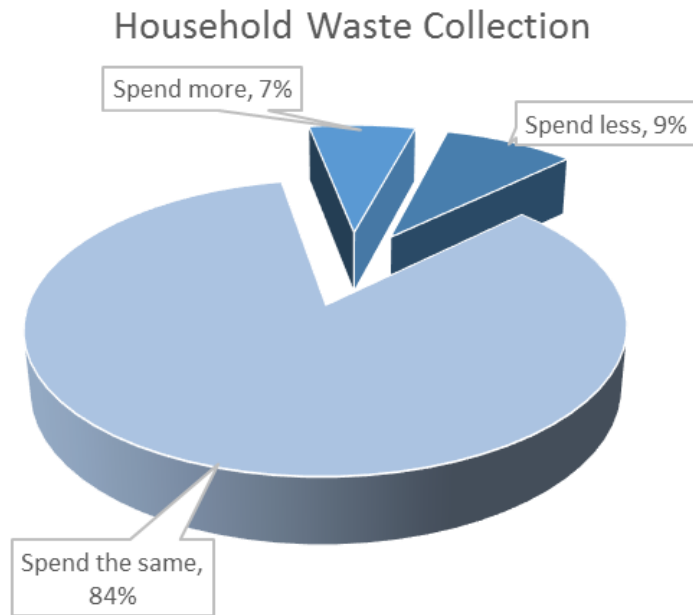
Brentwood 2025

Where everyone matters

www.brentwood.gov.uk



3. Spend more or Less – Waste Collection



3. Spend more or Less – Planning & Buildings

- All want spending to stay the same
- Planning enforcement was lowest ranked service for satisfaction but only 22% wanted more funding.
- Planning policy had 94 (37%) respondents answer with spend less. This was the highest for the survey.

	Planning Policy	Planning Development	Planning Enforcement	Building Control	Economic Development	Regenerating Council Owned Buildings
Spend the same	52%	61%	59%	70%	48%	52%
Spend more	12%	10%	22%	12%	38%	20%
Spend less	37%	29%	20%	18%	14%	28%



Brentwood 2025

Where everyone matters

www.brentwood.gov.uk



3. Spend more or Less – Other

- Clear indication respondents wanted more money spent on community safety & enforcement
- Rest all in favour of spending the same on services
- However, over a third did want a reduction spent on community support & development, which 2nd highest in the council.

	Street Services	Parks & Open Spaces	Homelessness Prevention	Community Safety & Enforcement	Community Support & Development	Leisure & Sports Facilities	Environmental Health
Spend the same	61%	60%	56%	38%	51%	55%	71%
Spend more	27%	29%	22%	50%	14%	28%	12%
Spend less	13%	11%	22%	12%	35%	17%	17%



Brentwood 2025

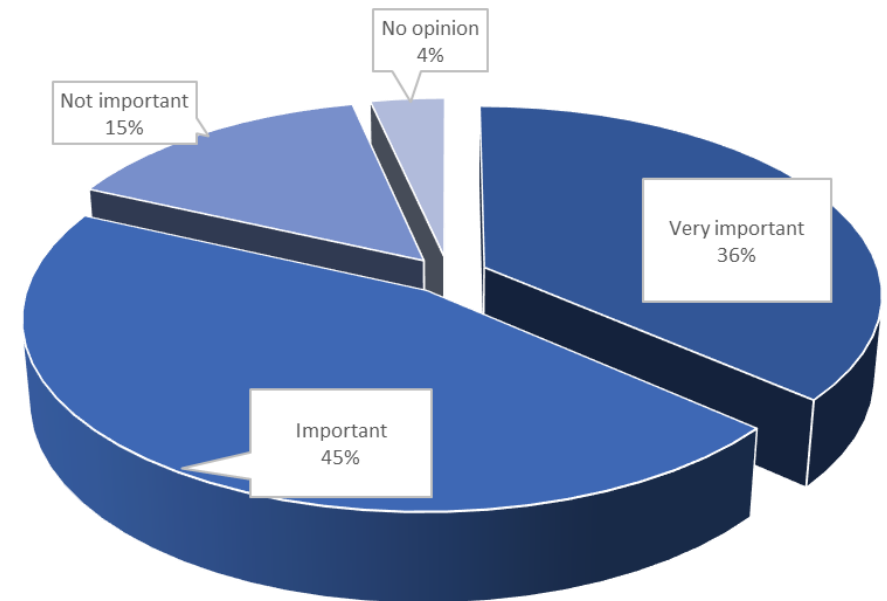
Where everyone matters

www.brentwood.gov.uk



4. Corporate strategy 2025

- 13 questions on Corporate strategy 2025
- We asked respondents which of the activities of the council are most important to you.
- 81% put either important or very important across all questions
- In order to rank them of importance we've given:
 - 2 points for very important
 - 1 point for important
 - 0 for no opinion
 - -1 for not important



Brentwood 2025

Where everyone matters

www.brentwood.gov.uk



4. Corporate strategy 2025

Rank	Question	Score
1	Wherever possible, we will support local businesses and organisations	336
2	To be more environmentally conscious and strive to decrease and eliminate our carbon footprint, as well as address littering issues such as fly tipping	325
3	To develop and invest to promote a cleaner, greener borough for everyone to enjoy	319
4	Support and invest in the community which enables everyone to lead happy, healthy, safe, and independent lives	303
5	Through the Local Development Plan, shape the development of the borough for the future ensuring developments are responsible and of high quality	293
6	Improve our efficiency through modernisation and changing the way we work to meet resident's needs	282
8	Continue to invest in community facilities, creating greater opportunities for leisure and cultural enjoyment for all	264
7	Enable growth for existing businesses and encourage the creation of new idea	265
9	Invest in the future of the borough to stimulate growth and attract investors and visitors	233
10	To build and provide decent, safe, and affordable homes for local people	227
11	Support our council housing tenants with a high quality and well managed housing service	206
12	Work with other councils across South Essex and Central Government to attract regional investment where the borough of Brentwood would benefit	195
13	To build community resilience and public safety by supporting community groups and working with partners	186



Brentwood 2025

Where everyone matters

www.brentwood.gov.uk



4. Corporate strategy 2025

Corporate Strategy	Very important	Important	% Important or above.	Not important	No opinion
Wherever possible, we will support local businesses and organisations	116	121	93%	17	1
Support and invest in the community which enables everyone to lead happy, healthy, safe, and independent lives	101	126	89%	25	3
To develop and invest to promote a cleaner, greener borough for everyone to enjoy	121	104	88%	27	3
To be more environmentally conscious and strive to decrease and eliminate our carbon footprint, as well as address littering issues such as fly tipping	125	100	88%	25	5
Through the Local Development Plan, shape the development of the borough for the future ensuring developments are responsible and of high quality	97	121	85%	22	15
Enable growth for existing businesses and encourage the creation of new ideas	87	127	84%	36	5
Improve our efficiency through modernisation and changing the way we work to meet resident's needs	101	112	84%	32	10
Continue to invest in community facilities, creating greater opportunities for leisure and cultural enjoyment for all	96	114	82%	42	3
Invest in the future of the borough to stimulate growth and attract investors and visitors	81	119	78%	48	7
To build and provide decent, safe, and affordable homes for local people	91	98	74%	53	13
Work with other councils across South Essex and Central Government to attract regional investment where the borough of Brentwood would benefit	64	121	73%	54	16
To build community resilience and public safety by supporting community groups and working with partners	53	132	73%	52	18
Support our council housing tenants with a high quality and well managed housing service	75	110	73%	54	16
Total	844	925	87%	226	45



Brentwood 2025

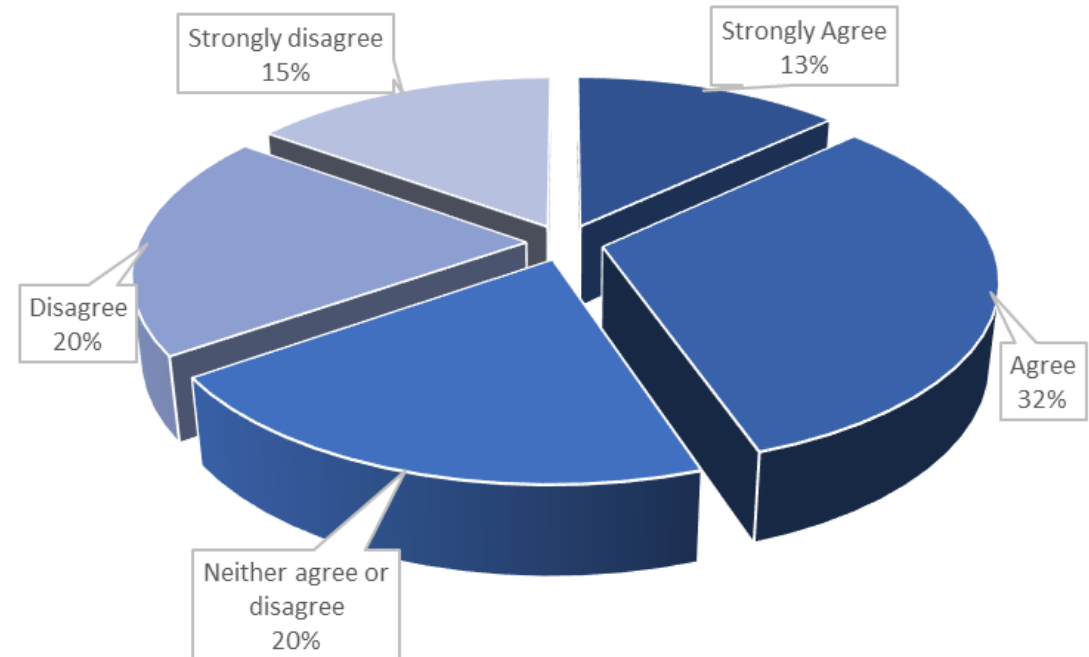
Where everyone matters

www.brentwood.gov.uk



5. Raising funds and driving efficiencies

- 8 questions in regards to generating or saving money.
- Received a varied response
- In order to rank them we've given:
 - 2 points for strongly agree
 - 1 point for agree
 - 0 for neither agree or disagree
 - -1 for disagree
 - -2 for strongly disagree



Brentwood 2025

Where everyone matters

www.brentwood.gov.uk



5. Raising funds and driving efficiencies

Rank	Question	Score
1	Increase the use of modern technologies in the delivery of services to drive efficiencies.	233
2	Are you prepared to pay for enhanced services in order to keep services	89
3	Continue in becoming cashless with regards to provision of services	68
4	Build more affordable homes and invest in homes on the private market	56
5	Invest in a property portfolio to generate cash to support the delivery of services currently provided	7
6	Increase existing fees and charges by a minimum of inflation	-16
7	Increase Council Tax	-92
8	Introduce car parking charges in car parks that currently are free	-178



Brentwood 2025

Where everyone matters

www.brentwood.gov.uk



5. Raising funds and driving efficiencies

Raising funds and driving efficiencies	Strongly Agree	Agree	% agree or higher	Neither agree or disagree	Neither agree or disagree %	Disagree	Strongly disagree	% disagree or stronger
Increase the use of modern technologies in the delivery of services to drive efficiencies.	72	115	73%	46	18%	18	4	9%
Continue in becoming cashless with regards to provision of services	43	87	51%	46	18%	53	26	31%
Are you prepared to pay for enhanced services in order to keep services	38	115	60%	27	11%	48	27	29%
Build more affordable homes and invest in homes on the private market	37	78	45%	67	26%	50	23	29%
Invest in a property portfolio to generate cash to support the delivery of services currently provided	23	75	38%	78	31%	44	35	31%
Introduce car parking charges in car parks that currently are free	20	33	21%	40	16%	73	89	64%
Increase existing fees and charges by a minimum of inflation	19	92	43%	45	18%	52	47	39%
Increase Council Tax	15	52	26%	69	27%	64	55	47%
Total	267	647	45%	418	20%	402	306	35%



Brentwood 2025

Where everyone matters

www.brentwood.gov.uk

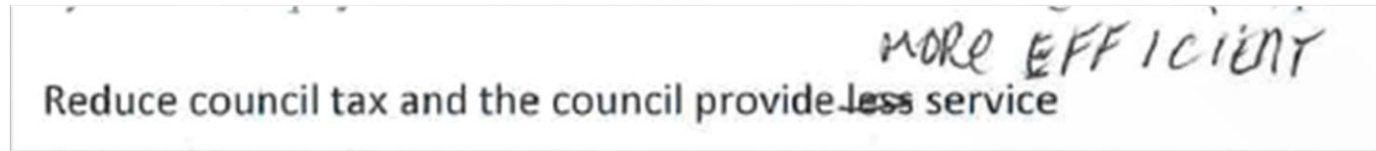


6. Council Tax

- 50% want to increase Council tax marginally to maintain current service provision
- 33% want to increase council tax significantly to increase the service provision
- 17% want a reduction in council tax

As a council taxpayer, would you prefer to *	
If you do not pay Council Tax to Brentwood Borough Council, please select 'N/A'	
Reduce council tax and the council provide less service	42
Increase Council Tax marginally (up to 2%) and maintain the current service provision	123
Increase Council Tax significantly (above 2%) and increase the service provision	80
N/A	9

- There was also one respondent who put their own answer:



Brentwood 2025

Where everyone matters

www.brentwood.gov.uk



7. Other comments

There were two opportunities for respondents to leave comments. The most frequent comments (in order) were:

- Generally happy with services provided, although some improvements are needed
- The high street and local businesses needed to be supported / invested in
- ECC or Police services
- Maintenance of grounds and open spaces need improvement / more investment
- Improve & maintain the environment – general appearance needs to be smart & tidy
- Waste & Recycling – mixed comments
- Concerns about crime prevention, community safety and ASB (generally linked with Police comments)
- Residents want to see an improvement to services if Council Tax increased
- Council not providing value for money / good services / waste on pointless activities
- Concerns about overdevelopment without the right infrastructure
- Council should focus on essential and front line services, review spend on non-essential
- Council should drive efficiencies instead of raising Council Tax



Brentwood 2025

Where everyone matters

www.brentwood.gov.uk



BRENTWOOD
BOROUGH COUNCIL